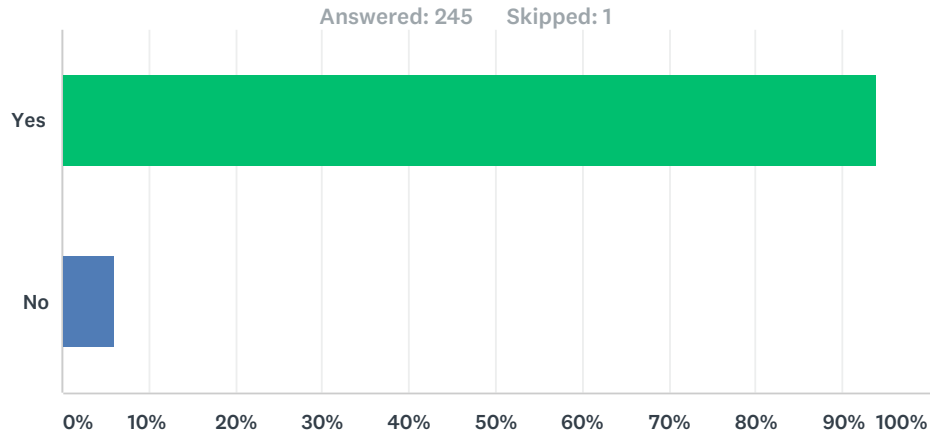


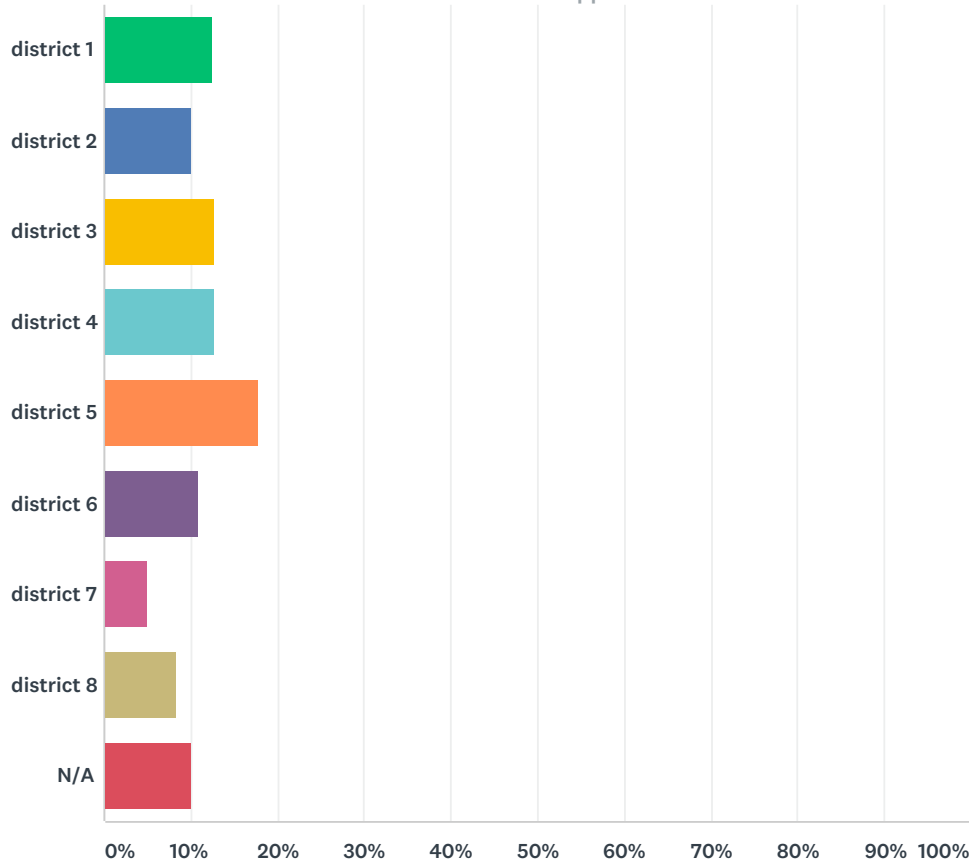
Q1 Do you live in the Parkwood neighborhood?



Answer Choices	Responses
Yes	93.88% 230
No	6.12% 15
Total	245

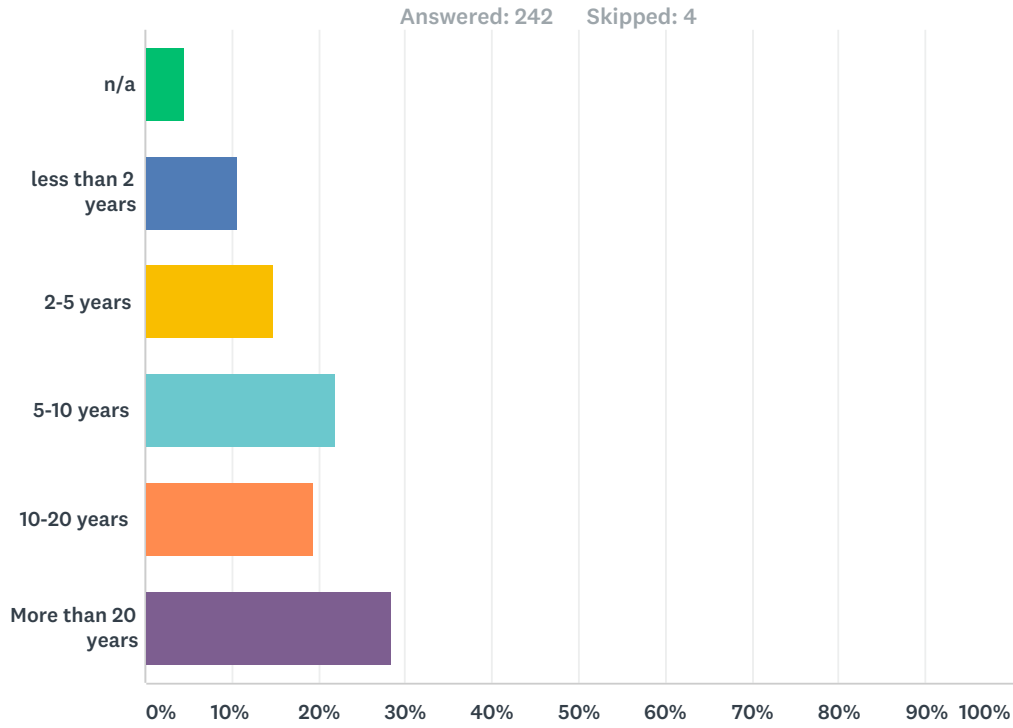
Q2 If yes, which district do you live in?

Answered: 241 Skipped: 5



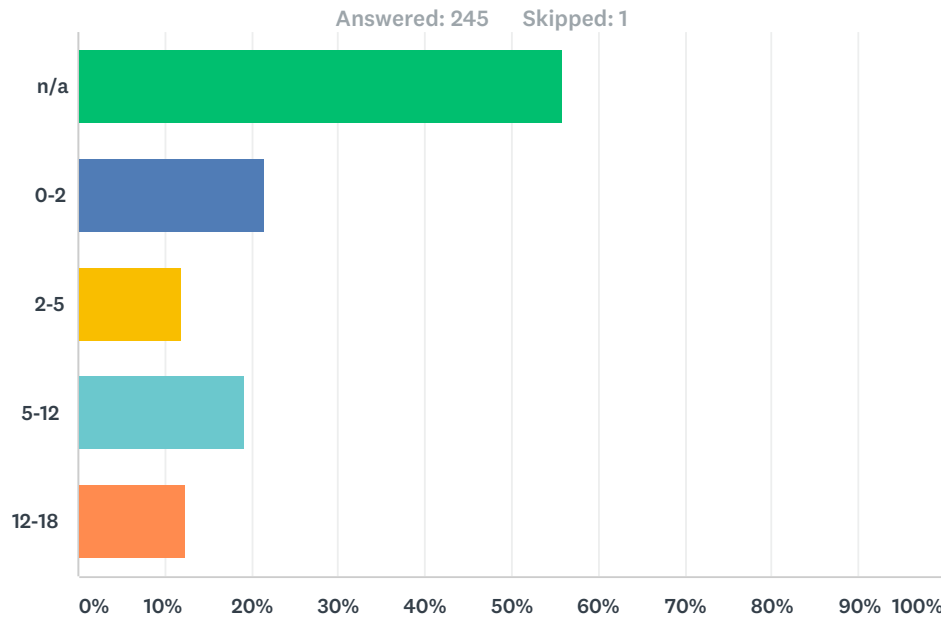
Answer Choices	Responses
district 1	12.45% 30
district 2	9.96% 24
district 3	12.86% 31
district 4	12.86% 31
district 5	17.84% 43
district 6	10.79% 26
district 7	4.98% 12
district 8	8.30% 20
N/A	9.96% 24
Total	241

Q3 How long have you lived in Parkwood?



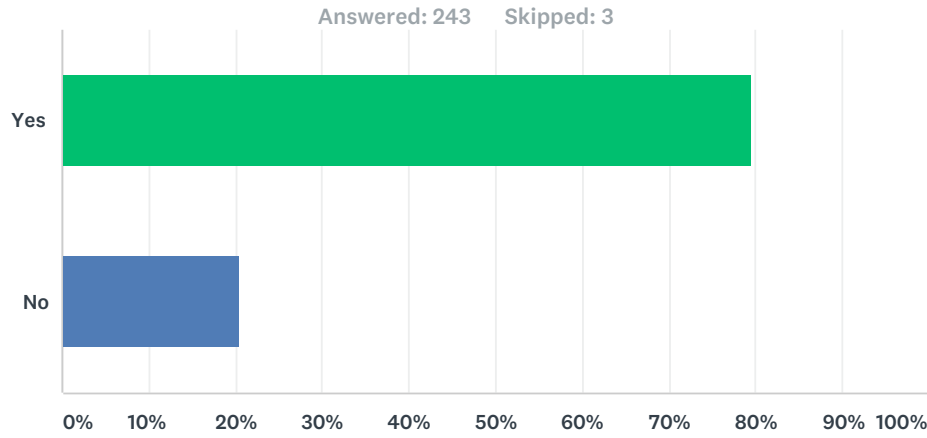
Answer Choices	Responses
n/a	4.55% 11
less than 2 years	10.74% 26
2-5 years	14.88% 36
5-10 years	21.90% 53
10-20 years	19.42% 47
More than 20 years	28.51% 69
Total	242

Q4 Are there children in your household and if so what ages? (select all that apply)



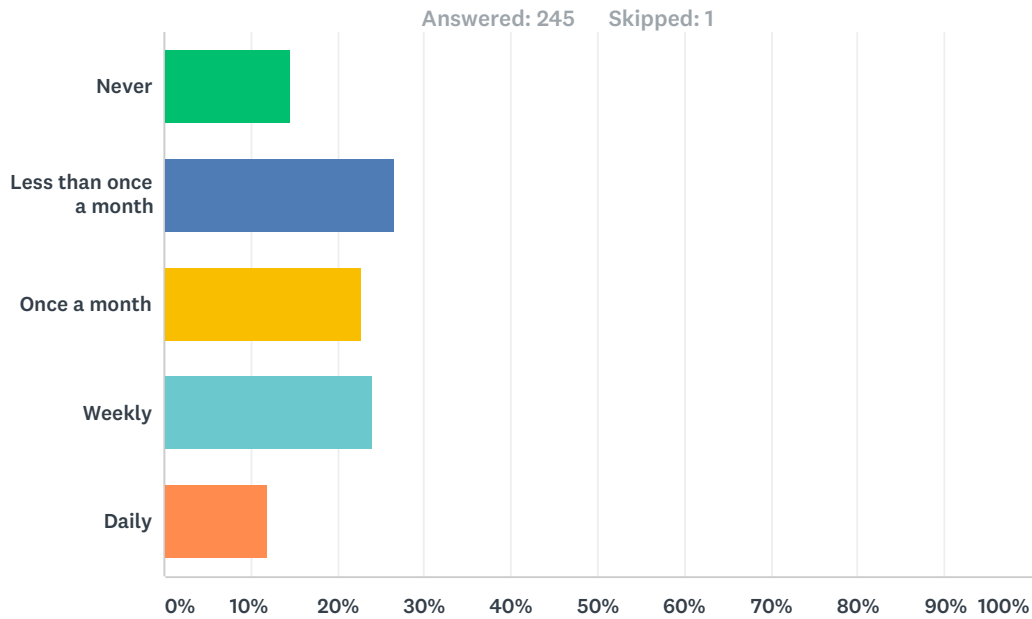
Answer Choices	Responses
n/a	55.92% 137
0-2	21.63% 53
2-5	11.84% 29
5-12	19.18% 47
12-18	12.24% 30
Total Respondents: 245	

Q5 Do you use the existing parks and open space in Parkwood?



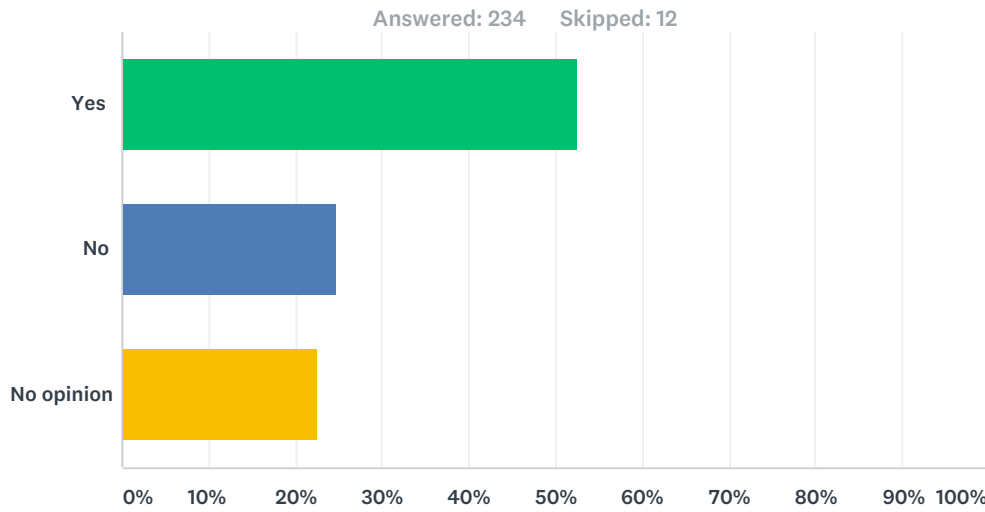
Answer Choices	Responses
Yes	79.42% 193
No	20.58% 50
Total	243

Q6 How often do you use the park and open space amenities in Parkwood ?



Answer Choices	Responses
Never	14.69% 36
Less than once a month	26.53% 65
Once a month	22.86% 56
Weekly	24.08% 59
Daily	11.84% 29
Total	245

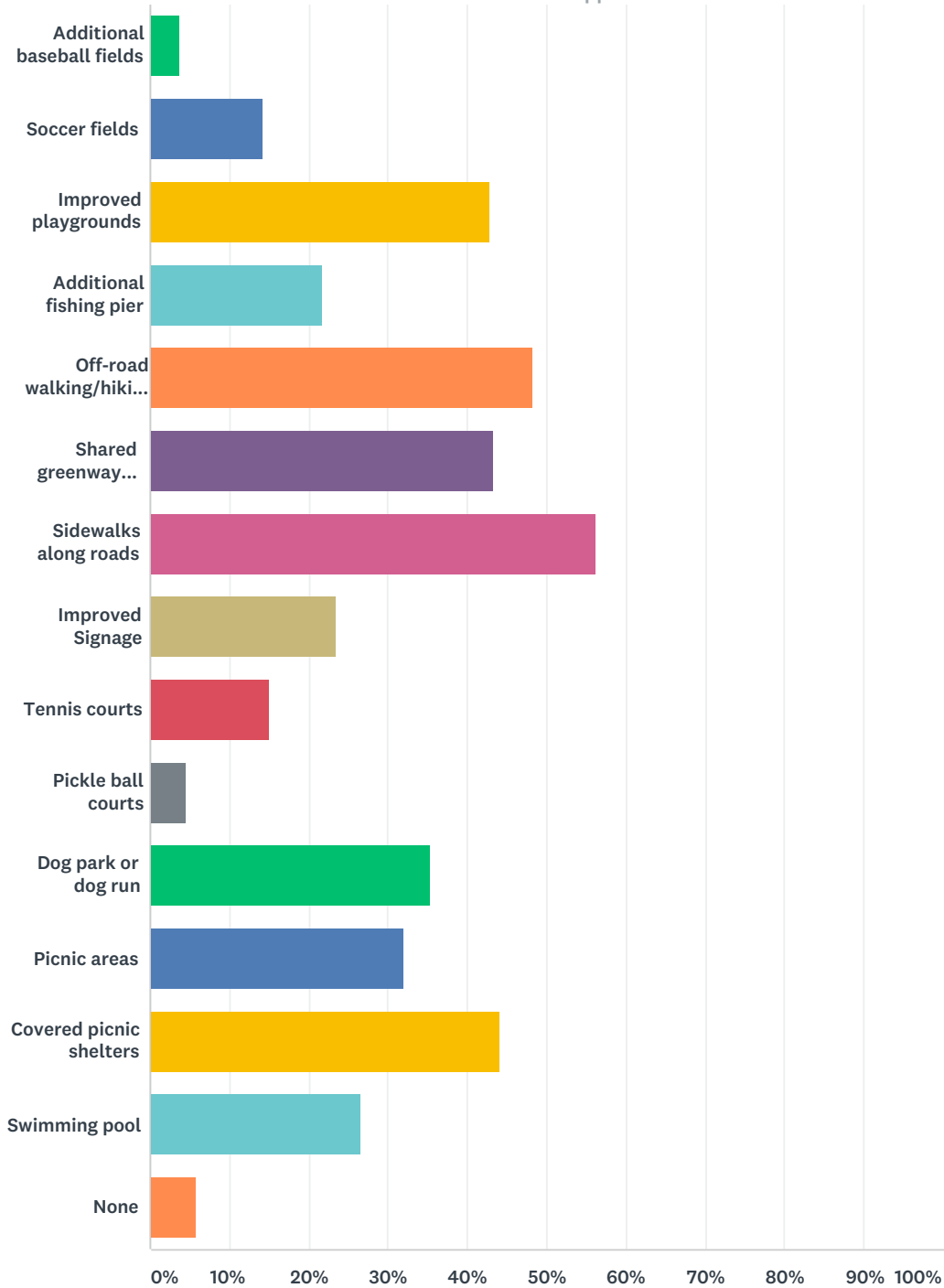
Q7 Do you feel there are community needs that are NOT currently being met by your open spaces and parks?



Answer Choices	Responses
Yes	52.56% 123
No	24.79% 58
No opinion	22.65% 53
Total	234

Q8 What additional (if any) amenities would you like to see in your park system? (select all that apply)

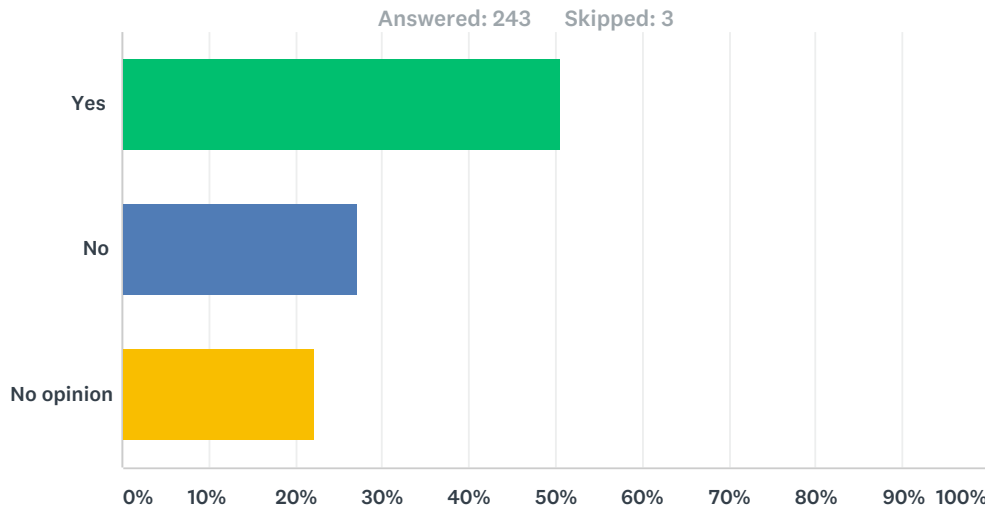
Answered: 238 Skipped: 8



Answer Choices	Responses
Additional baseball fields	3.78% 9
Soccer fields	14.29% 34
Improved playgrounds	42.86% 102

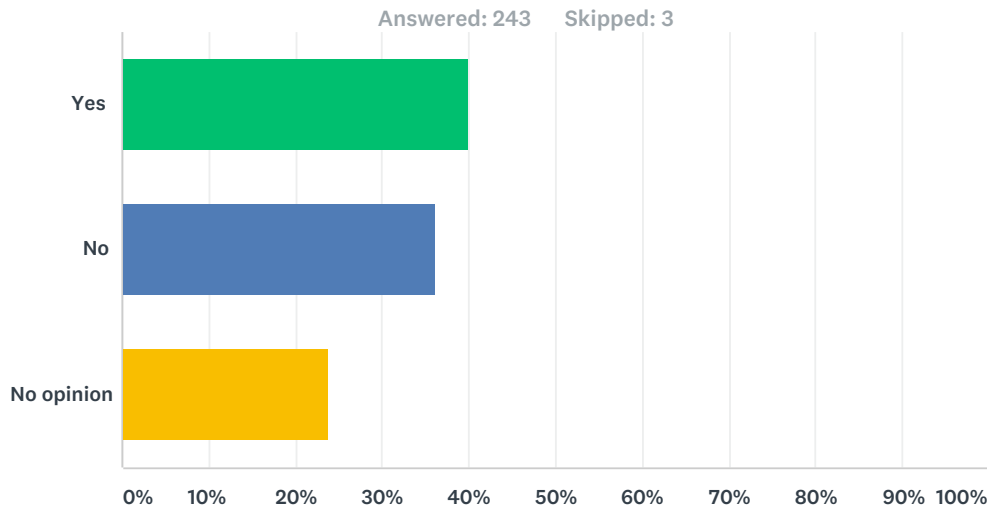
Additional fishing pier	21.85%	52
Off-road walking/hiking trails	48.32%	115
Shared greenway bike/pedestrian paths (10-12 feet wide)	43.28%	103
Sidewalks along roads	56.30%	134
Improved Signage	23.53%	56
Tennis courts	15.13%	36
Pickle ball courts	4.62%	11
Dog park or dog run	35.29%	84
Picnic areas	31.93%	76
Covered picnic shelters	44.12%	105
Swimming pool	26.47%	63
None	5.88%	14
Total Respondents: 238		

Q9 Do you believe existing community park facilities are well maintained?



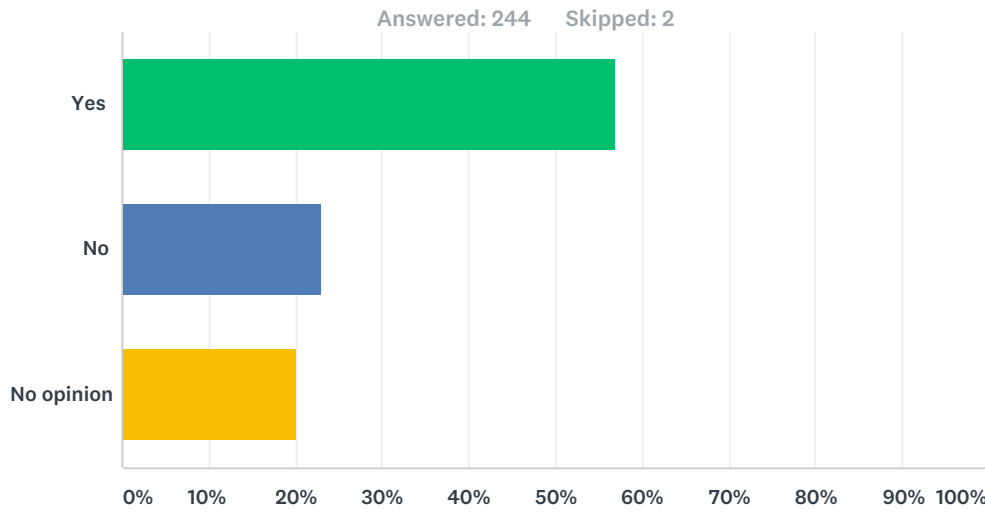
Answer Choices	Responses
Yes	50.62% 123
No	27.16% 66
No opinion	22.22% 54
Total	243

Q10 Do you believe there is sufficient parking at existing park facilities?



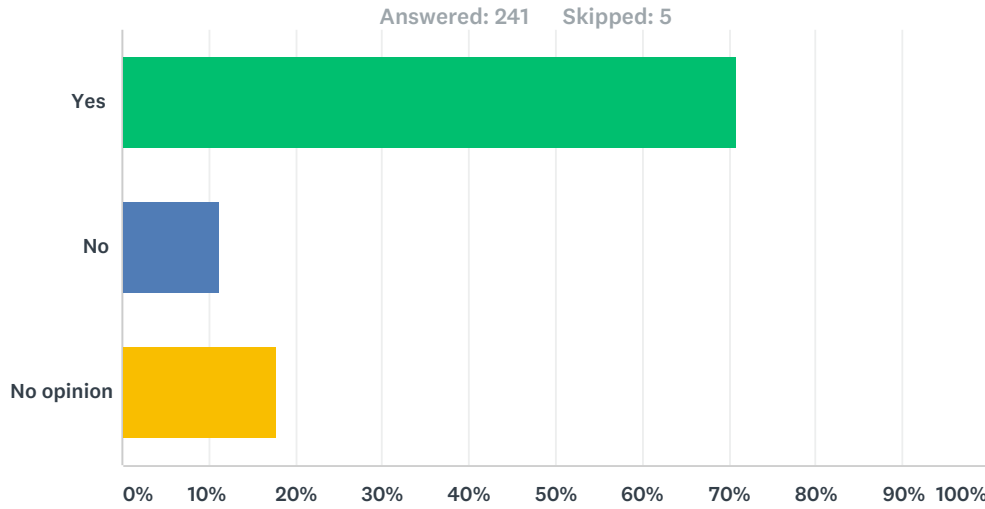
Answer Choices	Responses
Yes	39.92% 97
No	36.21% 88
No opinion	23.87% 58
Total	243

Q11 Do you believe there is adequate opportunity to access the ponds and lakes?



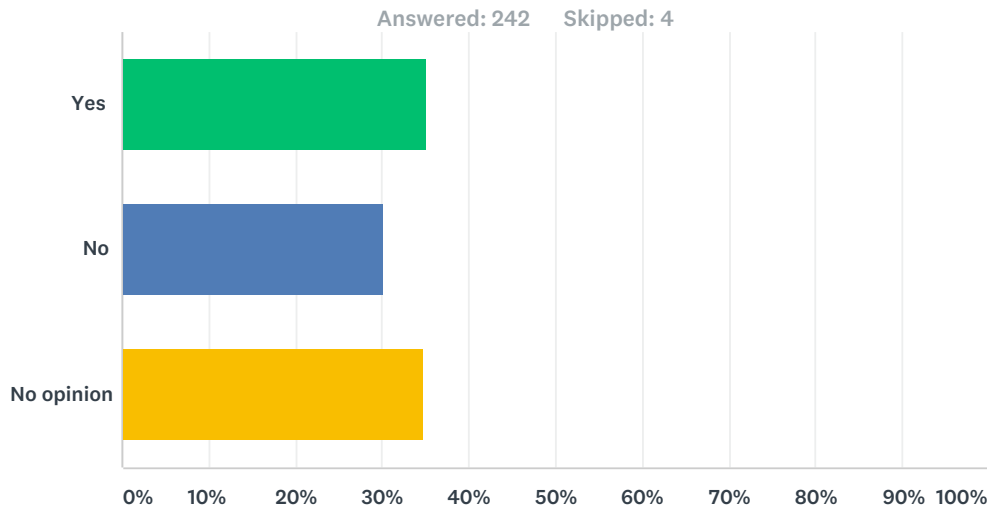
Answer Choices	Responses
Yes	56.97% 139
No	22.95% 56
No opinion	20.08% 49
Total	244

Q12 Do you feel community open space and park areas are safe?



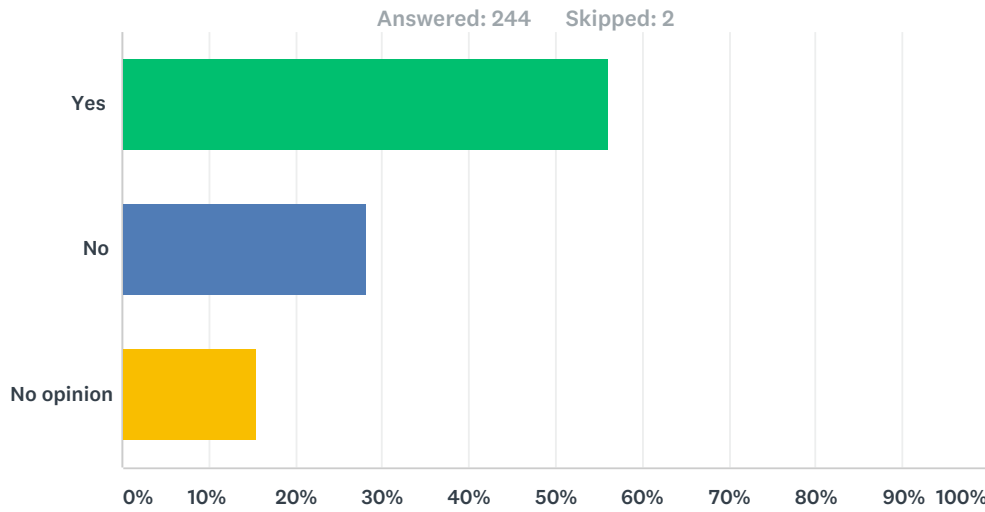
Answer Choices	Responses
Yes	70.95% 171
No	11.20% 27
No opinion	17.84% 43
Total	241

Q13 Do you feel additional lighting is needed at the existing parks?



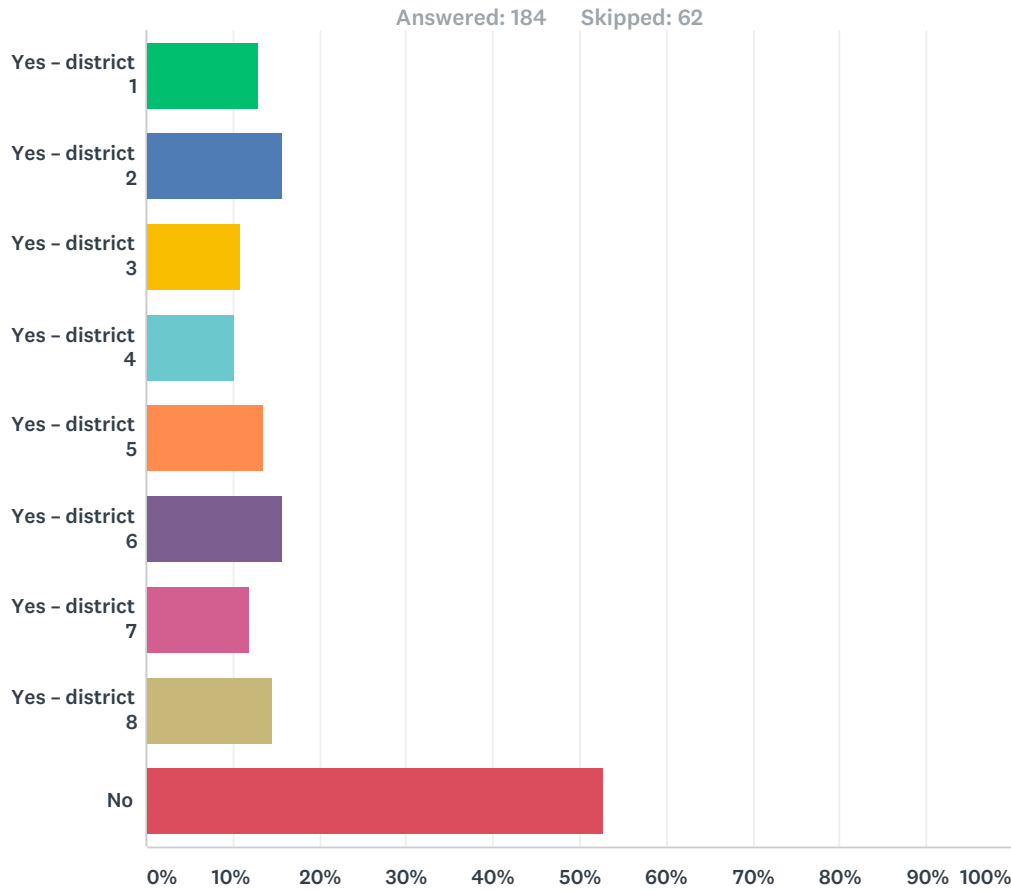
Answer Choices	Responses
Yes	35.12% 85
No	30.17% 73
No opinion	34.71% 84
Total	242

Q14 Do you feel the community's parks and open space areas are accessible to all neighbors?



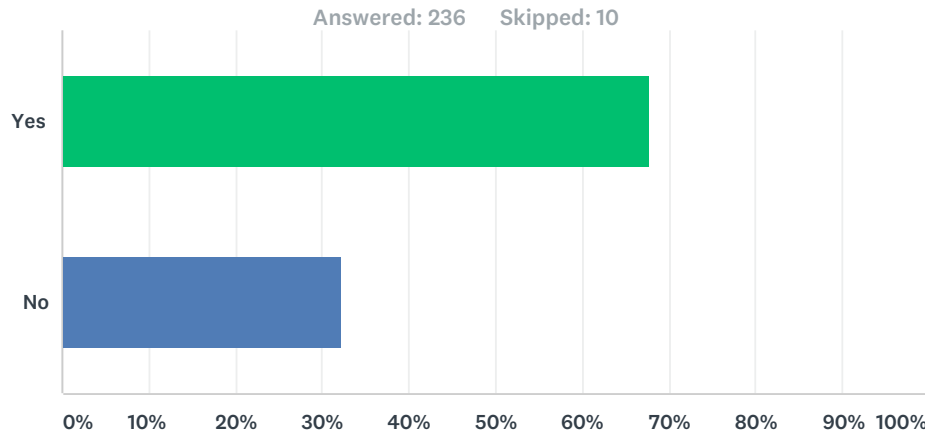
Answer Choices	Responses
Yes	56.15% 137
No	28.28% 69
No opinion	15.57% 38
Total	244

Q15 In your opinion, are there additional amenities needed in specific areas of the neighborhood? (see map below; select all that apply)



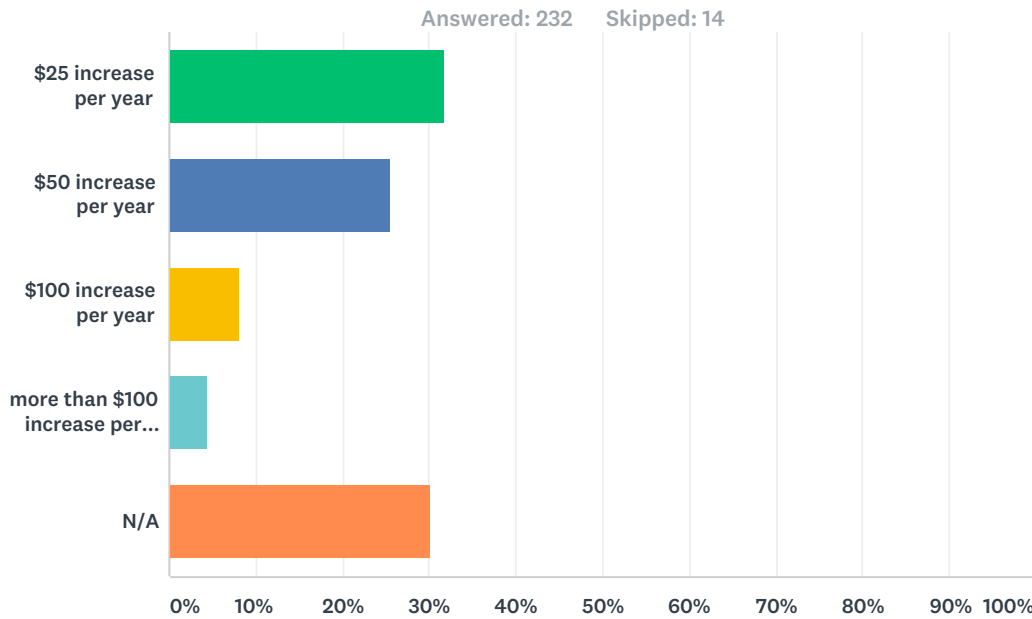
Answer Choices	Responses	
Yes - district 1	13.04%	24
Yes - district 2	15.76%	29
Yes - district 3	10.87%	20
Yes - district 4	10.33%	19
Yes - district 5	13.59%	25
Yes - district 6	15.76%	29
Yes - district 7	11.96%	22
Yes - district 8	14.67%	27
No	52.72%	97
Total Respondents: 184		

Q16 Would you be willing to consider an increase in your HOA dues (currently \$225/year) to improve or upgrade the parks and open space in Parkwood?



Answer Choices	Responses
Yes	67.80% 160
No	32.20% 76
Total	236

Q17 If you are willing to consider an increase in dues for park upgrades, how much of an increase would be acceptable?



Answer Choices	Responses
\$25 increase per year	31.90% 74
\$50 increase per year	25.43% 59
\$100 increase per year	8.19% 19
more than \$100 increase per year	4.31% 10
N/A	30.17% 70
Total	232